



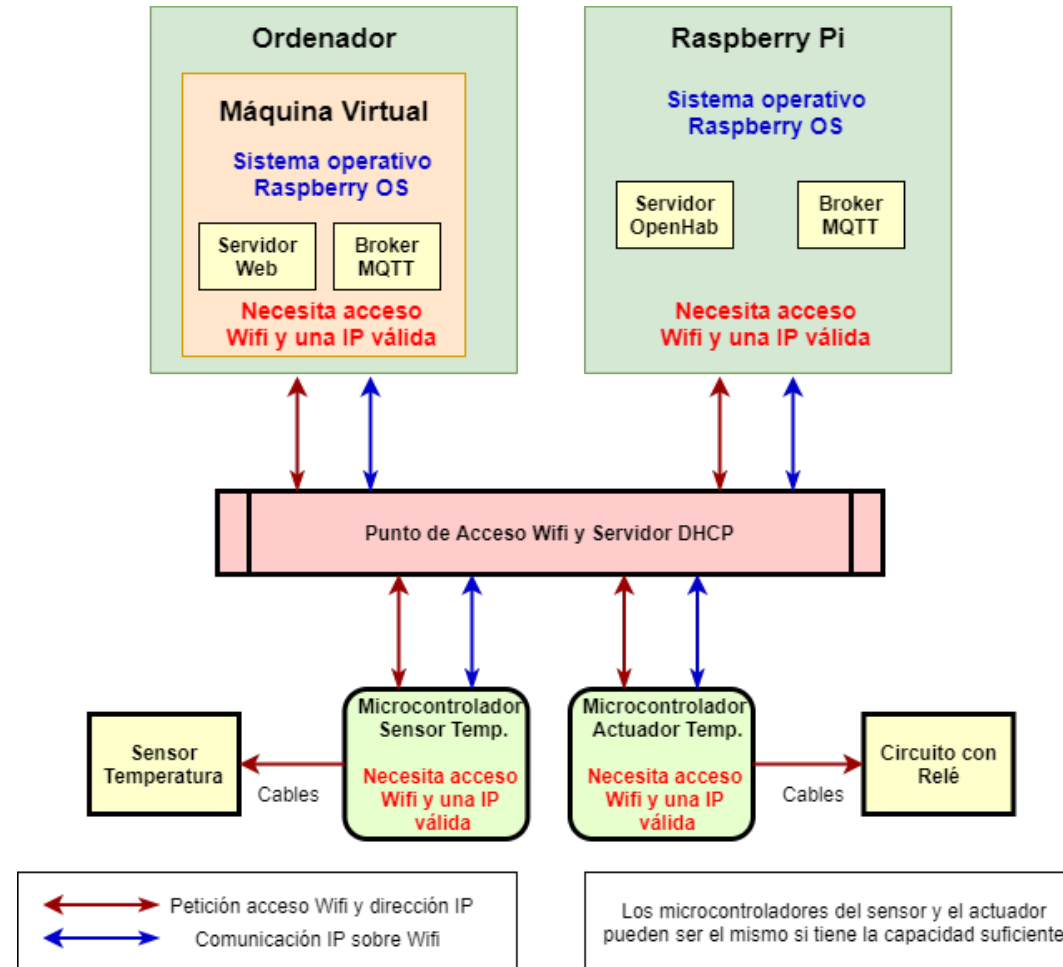
Universidad Politécnica de Madrid

Uso del IoT para construir tú mismo un hogar digital

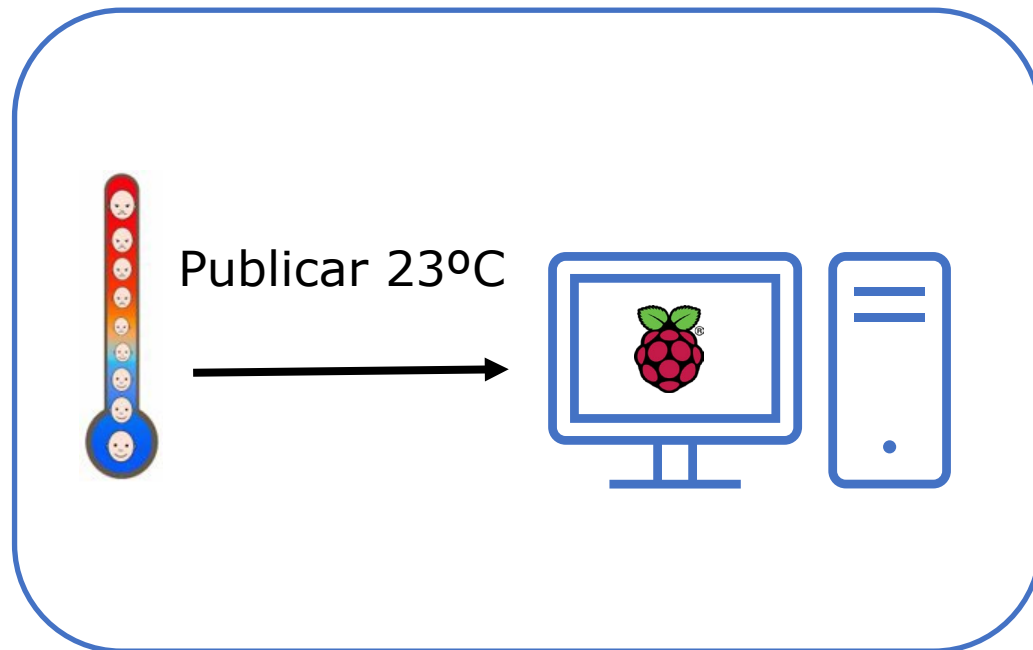
Diseño hardware de sensor de temperatura

Iván Pau


Configuración inicial



¿Qué vamos a hacer?



ESP8266 (Lolin D1 mini)



Sensor de Temperatura



Fuente alimentación 5v



Cables

Sensor de Temperatura




POLITÉCNICA



Universidad Politécnica de Madrid

Parameters	Conditions	Minimum	Typical	Maximum
Humidity				
Resolution		1%RH	1%RH	1%RH
			8 Bit	
Repeatability			±1%RH	
Accuracy	25°C		±4%RH	
	0-50°C			±5%RH
Interchangeability	Fully Interchangeable			
Measurement Range	0°C	30%RH		90%RH
	25°C	20%RH		90%RH
	50°C	20%RH		80%RH
Response Time (Seconds)	1/e(63%)25°C, 1m/s Air	6 S	10 S	15 S
Hysteresis			±1%RH	
Long-Term Stability	Typical		±1%RH/year	
Temperature				
Resolution		1°C	1°C	1°C
		8 Bit	8 Bit	8 Bit
Repeatability			±1°C	
Accuracy		±1°C		±2°C
Measurement Range		0°C		50°C
Response Time (Seconds)	1/e(63%)	6 S		30 S



Esquema de montaje

